

END OF THE AUTUMN 1



Happy Friday!

We have now reached the end of Autumn 1.

The children have settled tremendously well into Year 1 and have adjusted brilliantly to the new routine. We are so proud of how resilient the children have been and they continue to make us smile each day. Over the last 7 weeks, we have introduced the children to lots of new learning. We have listed some of the things we have covered on this sheet, so if you would like to cover any of this at home to secure and revisit over the coming weeks then that would be wonderful.

Thank you so much for your continued support,
The year 1 Team x



Maths at Home

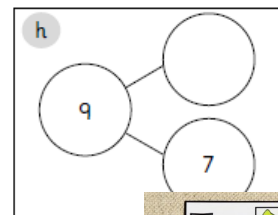
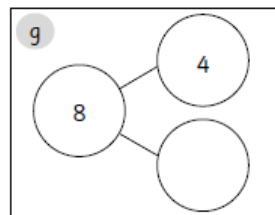
At this point in the year, all children should be able to count confidently forwards and backwards to 20 and beyond, recognise and write the numerals. Please keep practising these and ensuring to embed counting into as many parts of your home life as possible e.g. counting pillows on the sofa or how many toys on the floor.

We have introduced the greater than and less than symbols in our maths lessons. Remember: the hungry alligator always eats the biggest number because he is so greedy!

Use this interactive game to support the use of these symbols (<https://www.softschools.com/math/greater-than-less-than/alligator-greater-than-game/>) or write out some questions for your child at home.

When comparing numbers ask questions like; which one is bigger? And how do you know which one is greater?

Finally, in maths we have started using the part-whole model. The children are confident in combining amounts to find a whole up to 10 and are beginning to understand missing number problems using the part-whole model. Have a look at how these questions are presented in the image below and draw out some on some paper for your children to solve. Please work on completing addition problems at home with numbers up to 10, encourage the children to use their fingers/ resources to help them solve the questions.



d

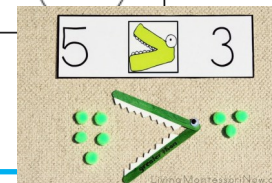
$$3 + 5 = \square$$
$$5 + 3 = \square$$

e

$$1 + 4 = \square$$
$$4 + 1 = \square$$

f

$$2 + 8 = \square$$
$$8 + 2 = \square$$



English and Reading at Home

At this point in the year, all of the children have been exposed to all of the Set 1 sounds and some have also been exposed to the Set 2/3 sounds. It will be beneficial for the children to keep this learning fresh in their mind over the holidays through watching the following video and asking your child/children to spot sounds when you are out.



Please also check the Brady website, as a new phonics tab has been created. Here I have created a video which has all the information from our phonics meeting for you to watch and some incredibly helpful documents for you to look over. We have a special time each day for reading at school, it is something that the children love! Please embed the love of reading as much as possible at home by going to your local library and sharing the books that your children bring home.

Playing Fred Games, is a great way to encourage blending a segmenting words. Scan the QR code to the left to see a wonderful video showing how you can Fred Talk colours, this game be done with any words throughout the day.



Handwriting has been a focus for us these last 7 weeks. The children are working well to learn their cursive formation and joins. Please ensure you are logging in at home to practise this.

Letter-join

Finally, writing full sentences has been where our main focus is. We have been focusing on using capital letters, full stops and finger spaces. Finger spaces is still a big focus as many children forget these. We have been using adjectives to make our writing more descriptive and have introduced how we use question marks within our work. Please have a go at writing some simple sentences over the holiday, encourage the children to use their sounds as best they can whilst giving reminders about capital letters, finger spaces and full stops.

Fred Talk



Have a wonderful week off!

We look forward to welcoming you back on Monday 30th October 2023.

Miss Burgess and Mrs Shah :)